



FIBERLIGN® LITE TENSION DEAD-END

The **FIBERLIGN Lite Tension Dead-End** is a dielectric dead-end designed to terminate short span, low tension ADSS fiber optic cables in low-voltage environments. Its single-layer component design offers an economical solution for very light loads. The product effectively transfers the low axial load on the cable at the end of the dead-end legs to low uniform radial compression near the dead-end loop.

FEATURES AND BENEFITS

- Small diameter wires that comprise each dead-end are a mixture of aluminum and aluminum-clad steel that provide superior fatigue strength to ensure long-term performance
- Dead-end legs have a pliable latex coating and flared rod ends to avoid scoring or abrasion to the cable jacket during and after installation
- Dead-end loop will fit a minimum cable diameter of 1-1/2" (38.1 mm) and a maximum of 2-1/4" (57.1 mm)
- Designed to fit over common guy wire dead-end pole fittings
- Extended dead-end loop reduces the need for an extension link
- Optimized compact length that allows for fast and easy installation
- Can be used on most brands of ADSS cable that have low strengths and "standard" jackets

SPECIFICATIONS

The **FIBERLIGN® Lite Tension Dead-End** is designed for a cable system with light tensions and short spans that are not subjected to excessive operating conditions, cable motion, or high temperatures. The cable system specifications required for use are listed in the table below.

CAUTION: Contact the cable manufacturer for specific capabilities to determine the proper sag and tension levels for your system.

FIBERLIGN Lite Tension Dead-End

Cable System Requirements					
Maximum Span Length		Maximum Installation Tension ¹ (MIT)		Maximum Loaded Tension ² (MLT)	
ft	m	lb	kN	lb	kN
300	91	600	2.7	800	3.5



¹Stringing/nominal axis /long-term

²Working/loaded axial /short-term

ATTACHMENT FITTINGS



The loop of the FIBERLIGN Lite Tension Dead-End will fit over a minimum diameter of 1-1/2" (38.1 mm) and a maximum diameter of 2-1/4" (57.1 mm). The dead-end is designed to fit over common guy wire dead-end pole fittings like thimble eyes and guy hooks. PLP offers the following attachment fittings that can be used with the FIBERLIGN Lite Tension Dead-End:

Thimbles

Catalog Number	Description	Minimum Seat Diameter	Minimum Groove Diameter	Material	Image
		in	in		
00065474	Standard Thimble	1-1/8	1/2	Galvanized Steel	
00066114	Open Thimble	1-9/64	1/2	Galvanized Steel	



NOTE: These thimbles are used with Drop Cable Dead-Ends and Lite Tension Dead-Ends ONLY.

Thimble Eye & Thimble Clevis

Catalog Number	Suffix Code	Description	Rated Strength		Minimum Seat Diameter	Minimum Groove Diameter	Material	Image
			lb	kN				
TE-5	TE	Thimble Eye	15,000	67	1-1/2	7/16	Galvanized Ductile Iron	
TC-F0 ¹	C1	Thimble Clevis	13,000	58	2-1/4	7/8	Galvanized Ductile Iron	

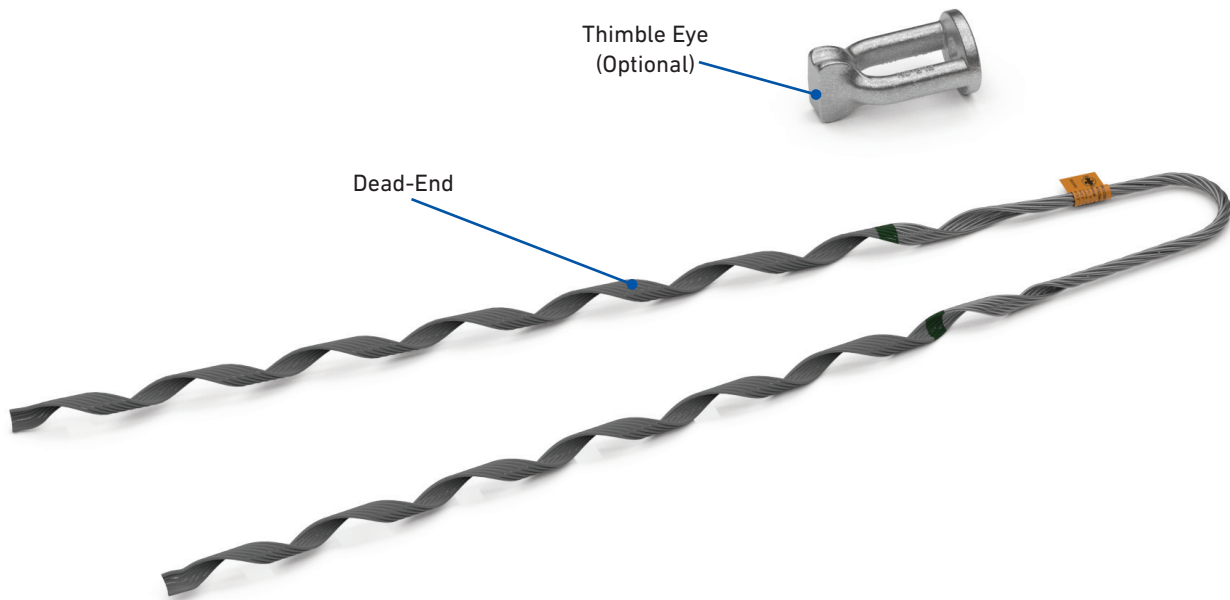
¹Catalog Number: TC-5A (Rated Strength: 12,000 lb/53 kN) Aluminum Thimble Clevis can be substituted for the Catalog Number: TC-F0. Contact PLP for more details.

Eye Nut & Extension Link

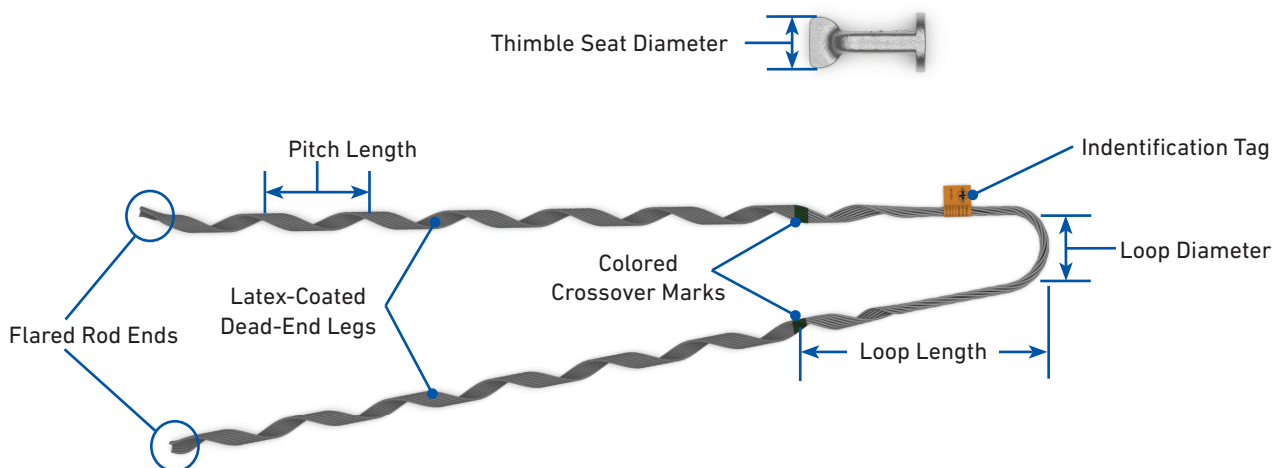
Catalog Number	Suffix Code	Description	Rated Strength		Material	Image
			lb	kN		
EN-5	N	5/8" Eye Nut	12,500	67	Galvanized Ductile Iron	
71002366	E1	14" Extension Link with 5/8" Eye Nut	12,500	67	Galvanized Ductile Iron	



COMPONENTS



Component	Description
Identification Tag	Includes product description and application information
Colored Crossover Mark	Indicates where dead-end contact should begin and identifies the cable diameter range
Dead-End Legs	Wrap onto the cable beginning at the crossover mark
Latex Coating	Pliable coating applied over the dead-end legs
Flared Rod Ends	Special rod end treatment to prevent cable sheath damage
Loop Diameter	Formed diameter designed to interface with standard fittings
Loop Length	Length from the color mark to the end of the loop
Pitch Length	Distance along the leg that represents one complete wrap of the formed helix around the circumference of the cable (360 degrees)
Thimble Seat Diameter	Formed diameter designed to fit the dead-end loop



ORDERING INFORMATION

Select the appropriate **FIBERLIGN® Lite Tension Dead-End** based on the diameter of the cable on which the dead-end will be installed. If the cable you are using does not fall within any of the published ranges, please contact PLP for further assistance.

FIBERLIGN Lite Tension Dead-End

Catalog Number				Cable Diameter Range ¹		Color Code	Length	
Dead-End Only	Dead-End with Thimble Eye ²	Dead-End with Thimble Clevis & Eye Nut ³	Dead-End with Thimble Clevis & Extension Link ⁴	in	mm		in	m
2875001	2875001TE	2875001C1N	2875001C1E1	0.375 – 0.414	9.5 – 10.5	Red	28	0.71
2875002	2875002TE	2875002C1N	2875002C1E1	0.415 – 0.459	10.6 – 11.6	Orange	31	0.79
2875003	2875003TE	2875003C1N	2875003C1E1	0.460 – 0.505	11.7 – 12.8	Green	33	0.84
2875004	2875004TE	2875004C1N	2875004C1E1	0.506 – 0.557	12.9 – 14.1	Pink	37	0.94
2875005	2875005TE	2875005C1N	2875005C1E1	0.558 – 0.615	14.2 – 15.6	Yellow	42	1.07
2875006	2875006TE	2875006C1N	2875006C1E1	0.616 – 0.680	15.7 – 17.3	Blue	45	1.14
2875007	2875007TE	2875007C1N	2875007C1E1	0.681 – 0.750	17.4 – 19.6	Brown	49	1.24

¹ Contact PLP for cable applications not shown.

² Includes a Thimble Eye (**Catalog Number: TE-5**). Mount the Thimble Eye with a 5/8" (16 mm) bolt and nut.

³ Includes a Thimble Clevis (**Catalog Number: TC-F0**) and an 5/8" Eye Nut (**Catalog Number: EN-5**).

⁴ Includes a Thimble Clevis (**Catalog Number: TC-F0**) and an Extension Link with Eye Nut (**Catalog Number: 71002366**).

INSTALLATION OPTIONS



Thimble Eye (Catalog Number: TE-5)



Thimble Clevis (Catalog Number: TC-F0) and 5/8" Eye Nut (Catalog Number: EN-5)



Thimble Clevis (Catalog Number: TC-F0) and Extension Link with 5/8" Eye Nut (Catalog Number: 71002366)